



Feel free to contact your Stand 21 technical advisor if you encounter any problems...

Your HANS® System must be positioned between your shoulders and your harnesses. Don't ever put anything between your harnesses and your HANS® System. Harnesses fasteners must be positioned on the HANS® System lower-part.

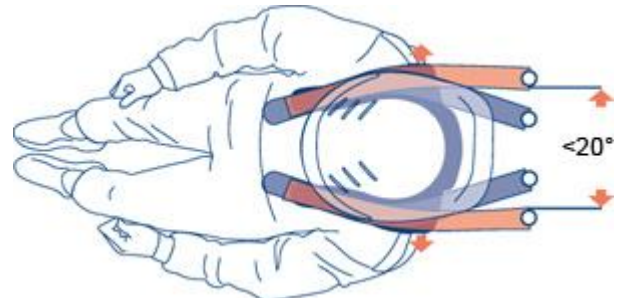


2

Your harnesses upper-fasteners must be correctly positioned to ensure you maximum efficiency with the HANS® System. Follow these instructions carefully.

Position of the harnesses upper-fasteners

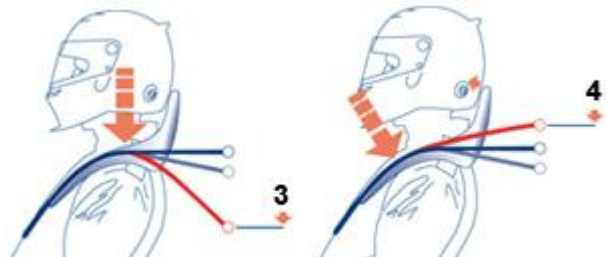
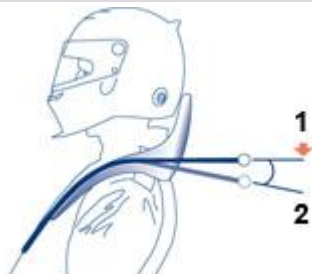
INCORRECT



Minimize this length

Harnesses belts might slip off the HANS® System

INCORRECT



1- Horizontal 2- 10° to 20° below the horizontal

3- Too low assembly
Belts are not fulfilling their function. There is too much pressure on the driver' shoulders.

4- Too high assembly
Wrong position of the HANS® System and risk of contacts with

To modify in any ways your HANS® System (such as cutting it) would make it automatically lose its FIA homologation and could make it become dangerous!



The FIA has issued a new standard for the Frontal Head Restraints: FIA 8858-2010. However, the FIA standard 8858-2002 remains valid for competitions under FIA rules.